
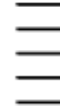


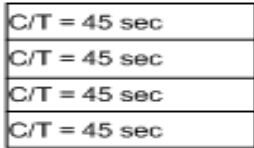
# Frequently Used Lean Icons



Process Block



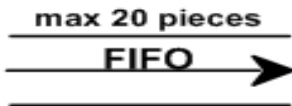
Supermarket



Data Block



Kanban card



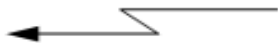
First In First Out Inventory



Transportation (usually dealing with supplies)



Outside supplier  
(can also represent patient)



Electronic flow



Go and See



Manual Flow



Employees/Staff



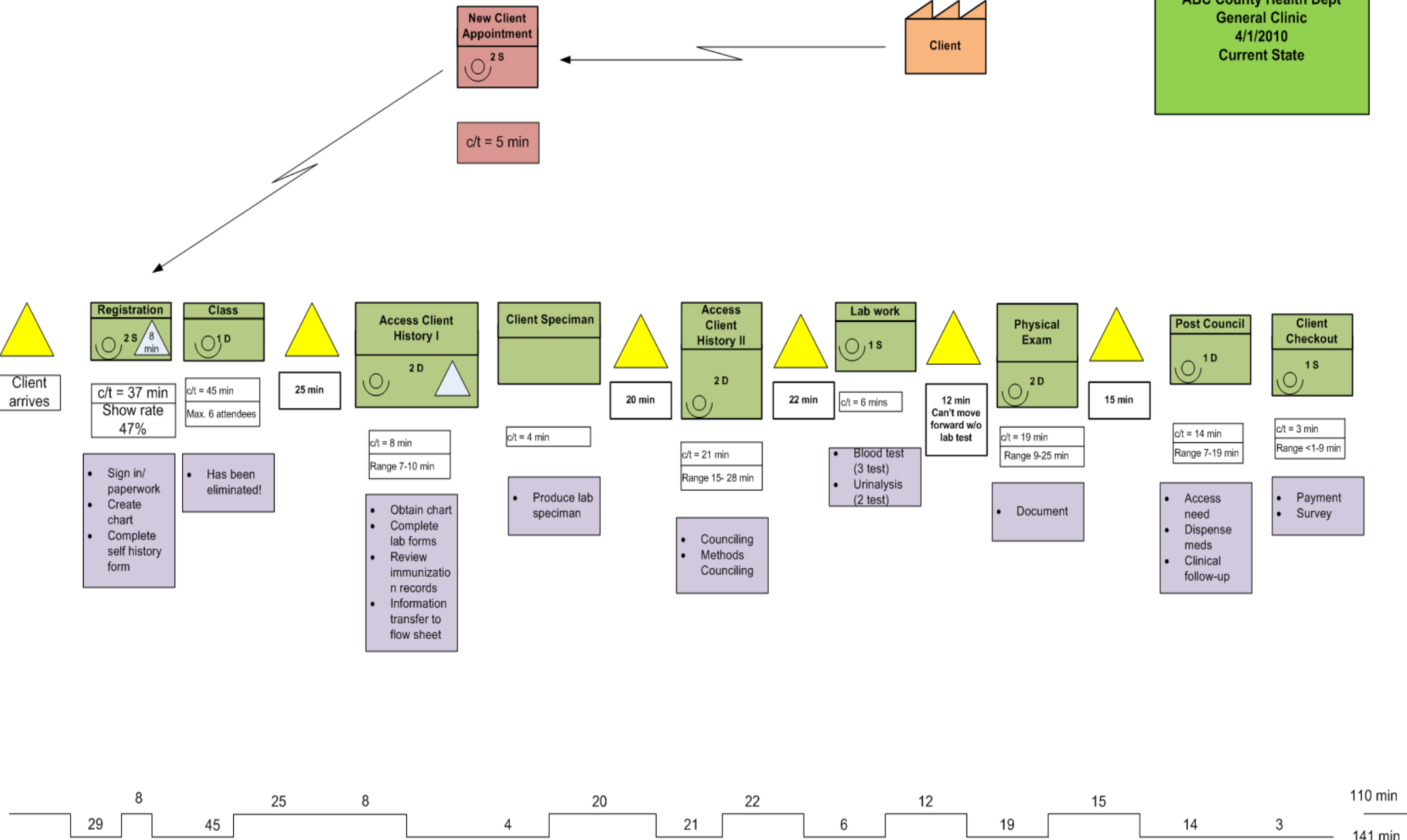
Waiting



Kaizen/Improvement Idea

# Example Value Stream Map

ABC County Health Dept  
General Clinic  
4/1/2010  
Current State



Total 251 min

# Public Health Example of a Value Stream Map (Handwritten with Post-it Notes)



Process Block

Cycle Time

Wait Time

Non-value added time

Value added time

Total Lead time

Total Non-value Added time

Total Value Added time

# Value Stream Map Symbols

Use these symbols to create an electronic version of your map (if you choose to do so).

